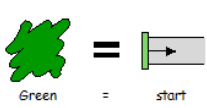




My handwriting pack










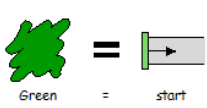
I am learning the starting place

> of each letter of the alphabet.

abc > ABC

The diagram shows a sequence of icons: a stick figure, a horizontal line, a face with a red arrow pointing to the forehead and a thought bubble, a triangle, a grey bar with a right-pointing arrow, and a hand holding a blue box. Below these icons are the words "I", "am", "learning", "the", "starting", and "place".










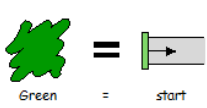
I am learning the starting place

> of each letter of the alphabet.

abc > ABC

The central box contains a sequence of icons: a stick figure, a horizontal line, a face with a red arrow pointing to the forehead and a thought bubble, a right-pointing triangle, a grey button with a right-pointing arrow, and a hand holding a blue square. Below these icons are the words "I am learning the starting place". Below that is a greater-than sign, a diagram of a letter 'b' with five downward-pointing arrows indicating stroke order, the text "of each letter of the alphabet.", another greater-than sign, a right-pointing triangle, and the text "abc > ABC".




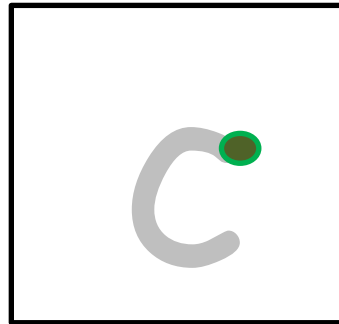





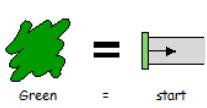
I am learning the starting place

> of each letter of the alphabet.

abc > ABC

The central box contains a series of icons and text. The first row shows a stick figure, a horizontal line, a face with a red arrow pointing to the forehead and a thought bubble, a grey arrow with a green start, and a hand holding a blue box. The second row shows a greater-than sign, four vertical arrows pointing down, the lowercase letters 'abc', another greater-than sign, a black triangle, and the uppercase letters 'ABC'. The text 'I am learning the starting place' is positioned below the first row of icons, and 'of each letter of the alphabet.' is below the second row.










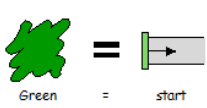
I am learning the starting place

> of each letter of the alphabet.

abc > ABC

The diagram shows a sequence of icons: a stick figure, a horizontal line, a face with a red arrow pointing to the forehead and a thought bubble, a triangle, a button with a green start icon, and a hand holding a blue box. Below these icons are the words 'I am learning the starting place'. The second row shows a greater-than sign, a box with four downward arrows, the text 'abc', another greater-than sign, a triangle, and the text 'ABC'. Below this row are the words 'of each letter of the alphabet.'




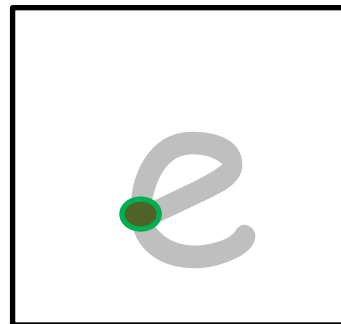





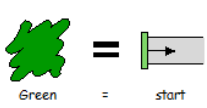
I am learning the starting place

> of each letter of the alphabet.



abc > ABC

The diagram shows a sequence of icons: a stick figure, a horizontal line, a face with a red arrow pointing to the forehead and a thought bubble, a triangle, a grey arrow with a green start point, and a hand holding a blue square. Below these icons are the words 'I', 'am', 'learning', 'the', 'starting', and 'place'. The second row shows a greater-than sign, a diagram of a letter 'e' with five vertical arrows pointing down from its top, the text 'abc', another greater-than sign, a triangle, and the text 'ABC'. Below this row are the words 'of', 'each', 'letter', 'of', 'the', and 'alphabet.'








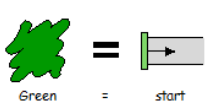


I am learning the starting place

>  abc >  ABC

of each letter of the alphabet.















I am learning the starting place

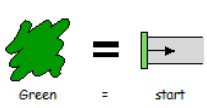
> of each letter of the alphabet.

abc > ABC



I am learning the starting place
of each letter of the alphabet.

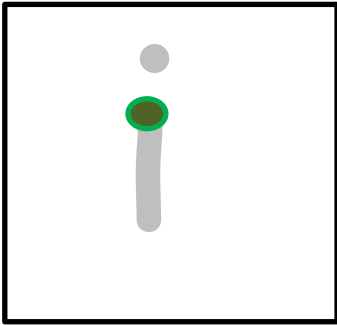
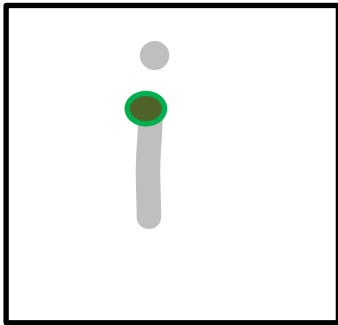
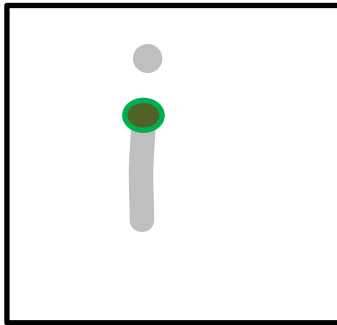
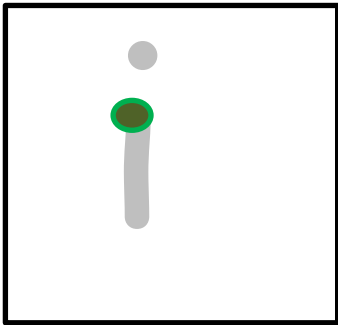
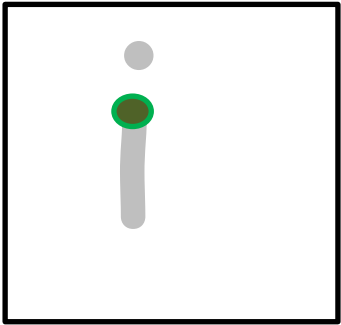


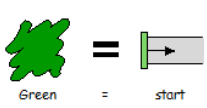


I am learning the starting place

> of each letter of the alphabet.

abc > ABC


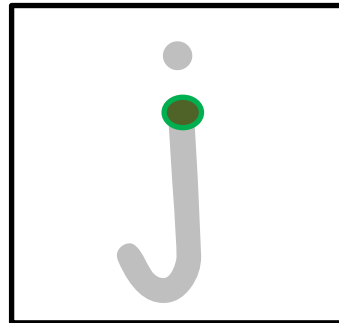





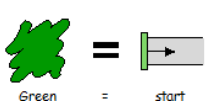


I am learning the starting place



> of each letter of the alphabet.

abc > ABC


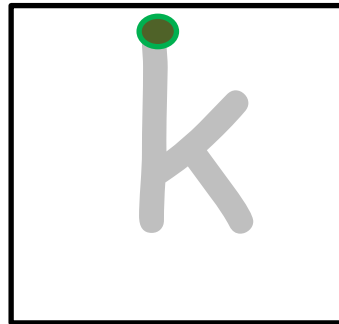





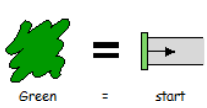


I am learning the starting place

>  **abc** >  **ABC**

of each letter of the alphabet.



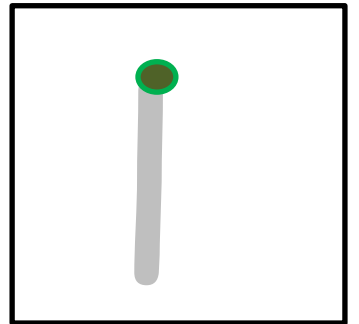
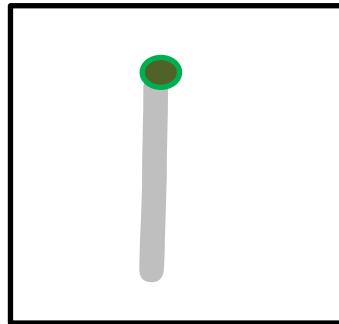
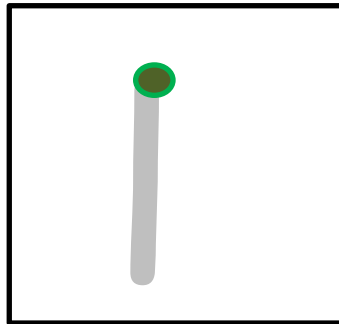
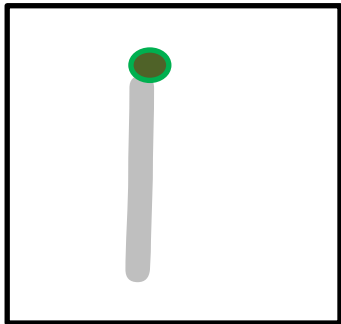
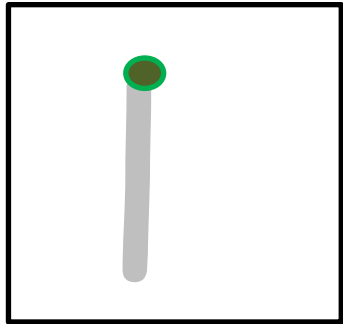


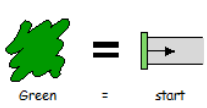
I am learning the starting place

> of each letter of the alphabet.

abc > ABC






The diagram shows a sequence of icons: a stick figure, a horizontal line, a face with a red arrow pointing to the forehead and a thought bubble, a triangle, a grey bar with a green start symbol and an arrow, and a hand holding a blue box. Below these icons are the words 'I am learning the starting place'. The second row shows a greater-than sign, a box with four downward arrows, the lowercase letters 'abc', another greater-than sign, a triangle, and the uppercase letters 'ABC'. Below this row are the words 'of each letter of the alphabet.'

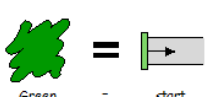




I am learning the starting place

> of each letter of the alphabet.










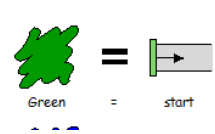
I am learning the starting place

> of each letter of the alphabet.

abc > ABC

The diagram shows a sequence of icons: a stick figure, a horizontal line, a face with a red arrow pointing to the forehead and a thought bubble, a triangle, a grey arrow with a green tail, and a hand holding a blue square. Below these icons are the words 'I', 'am', 'learning', 'the', 'starting', and 'place'. Below the second row of icons are the words 'of', 'each', 'letter', 'of', 'the', and 'alphabet.'. The letters 'abc' and 'ABC' are shown with a greater-than sign between them.








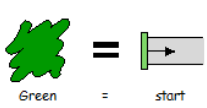


I am learning the starting place

> of each letter of the alphabet.

abc > ABC







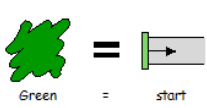


I am learning the starting place

> of each letter of the alphabet.

abc > ABC






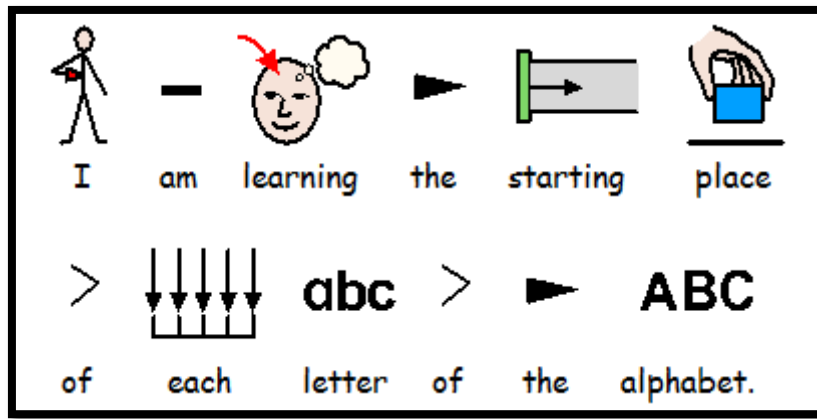


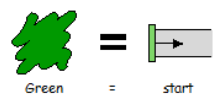


I am learning the starting place

> of each letter of the alphabet.

abc > ABC










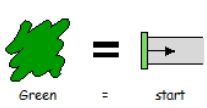
I am learning the starting place

> of each letter of the alphabet.

abc > ABC

The diagram shows a sequence of icons: a stick figure, a horizontal line, a face with a red arrow pointing to the forehead and a thought bubble, a black triangle pointing right, a grey arrow with a green vertical bar at its tail, and a hand holding a blue square. Below these icons are the words "I", "am", "learning", "the", "starting", and "place".








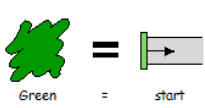


I am learning the starting place

> of each letter of the alphabet.

abc > ABC








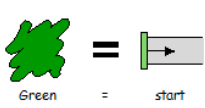


I am learning the starting place

> of each letter of the alphabet.

abc > ABC








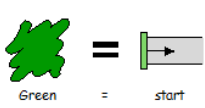


I am learning the starting place

> ↓ ↓ ↓ ↓ ↓ abc > ▲ ABC

of each letter of the alphabet.








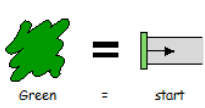


I am learning the starting place



> abc > ABC

of each letter of the alphabet.







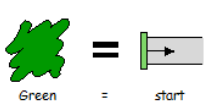


I am learning the starting place



>  abc >  ABC

of each letter of the alphabet.








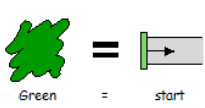


I am learning the starting place

>  abc >  ABC

of each letter of the alphabet.










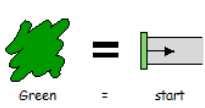
I am learning the starting place

> of each letter of the alphabet.



abc > ABC

The diagram shows a sequence of icons: a stick figure, a horizontal line, a face with a red arrow pointing to the forehead and a thought bubble, a black triangle pointing right, a grey button with a right-pointing arrow, and a hand holding a blue padlock. Below these icons are the words "I", "am", "learning", "the", "starting", and "place".








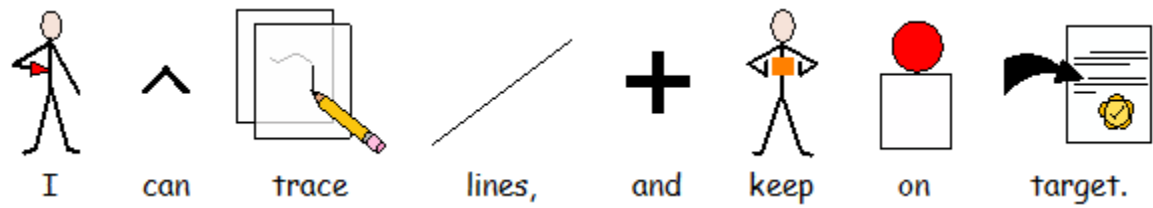
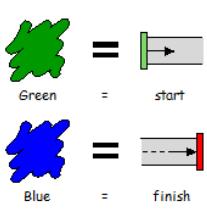




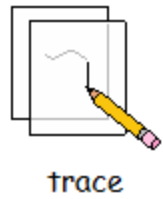
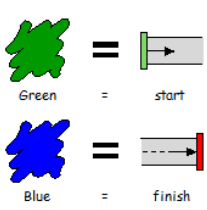
I am learning the starting place

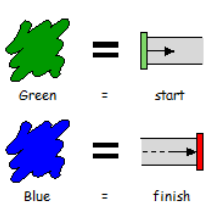
>  abc >  ABC

of each letter of the alphabet.





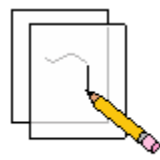





I



can



trace



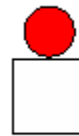
lines,



and



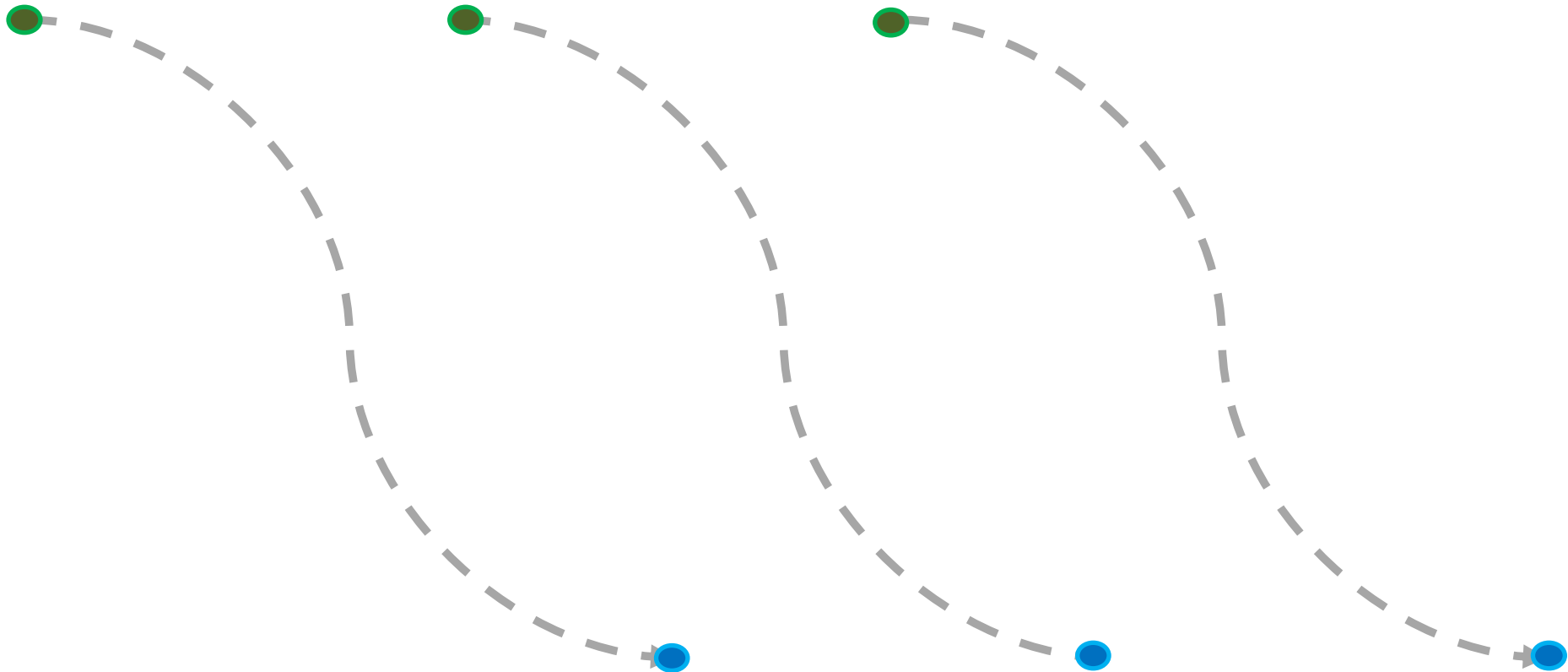
keep



on



target.





I



can



colour



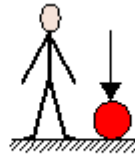
in



shapes,



and




stay



in



the



lines.

